



Sharing Time: June 2014

Week 3: “I can prepare now to be worthy to enter the temple.”

Identify the doctrine: Hang the sign with the “?” on the board. Ask what a sacred duty is. Ask if anyone remembers the song they sang last week. If needed, give them the hint: “I’m going there someday” See if anyone can think of the words of the song in their head and remember what our “sacred duty” is. Sing the second verse and continue on with the official outline.

Encourage Understanding:



Place the picture of the temple at one end of your board. I have included a picture of the Salt Lake Temple. You may want to use a picture of the temple closest to you. You can print a picture of any temple on www.sharingtime.lds.org. Cut out and hand out the footprints. Each one has one of the gospel standards listed in “For the strength of Youth”.

Call on one child at a time who was handed a footprint. Have them come forward and place their footprint at the opposite side of the temple. You will be building the game board. The footprints need to lead to the temple. As the child places their footprint ask them: “How will living this standard help you get to the temple”?

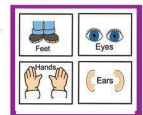
Continue until all the footprints have been placed to make a large game board. I have included blank footprints that you can use as a filler in the game or you can add additional standards that I did not focus on. I would add one or two in between each “standard” footprint. (Or your game is going to be super short)

Divide the primary into two groups. You will need a die, or I have included one you can make.

- Cut out and place the two graphics of children on the first footprint. These will be their game pieces to move towards the temple.
- Have the teams take turns rolling the die.
- Once they roll the die have them move forward on the footprints. When they land on a footprint, follow the outline by having that team discuss how: “Living that standard will prepare them to be worthy to enter the temple”.
- Continue to play until one team reaches the temple first.

There are more graphics as well as a great activity found in our “I’m going to the temple Someday” packet. You have permission to copy the coloring activity for each child to use for this Sharing Time, or to hand out and let them color at home. It’s super cute. Make sure you get the “Large Group” version. It will have additional graphics that go with this sharing time that the others do not have.


Encourage application:



Follow the official outline. I have included cards you can use, or you can print out the graphics from the outline at sharingtime.lds.org.

Our “I’m Going to the Temple” and “I’m Thankful for Daddy” packet will be on sale for \$2.50 during June. I truly appreciate everyone who shows support by downloading our monthly packets.


Remember to join our FACEBOOK group to be notified of FREE packet days, and when our newest Sharing Time packets are up. Questions: jill.revelli@gmail.com



What is my



Sacred Duty



**Don't use bad
language**

**Obey the Word of
Wisdom**

**Dress
modestly**

**Educate your
mind**

**Watch uplifting
movies**


**Listen to good
music**

**Choose friends who
share your high
standards**

**Be cheerful, helpful, and
considerate
of family members**



Be grateful



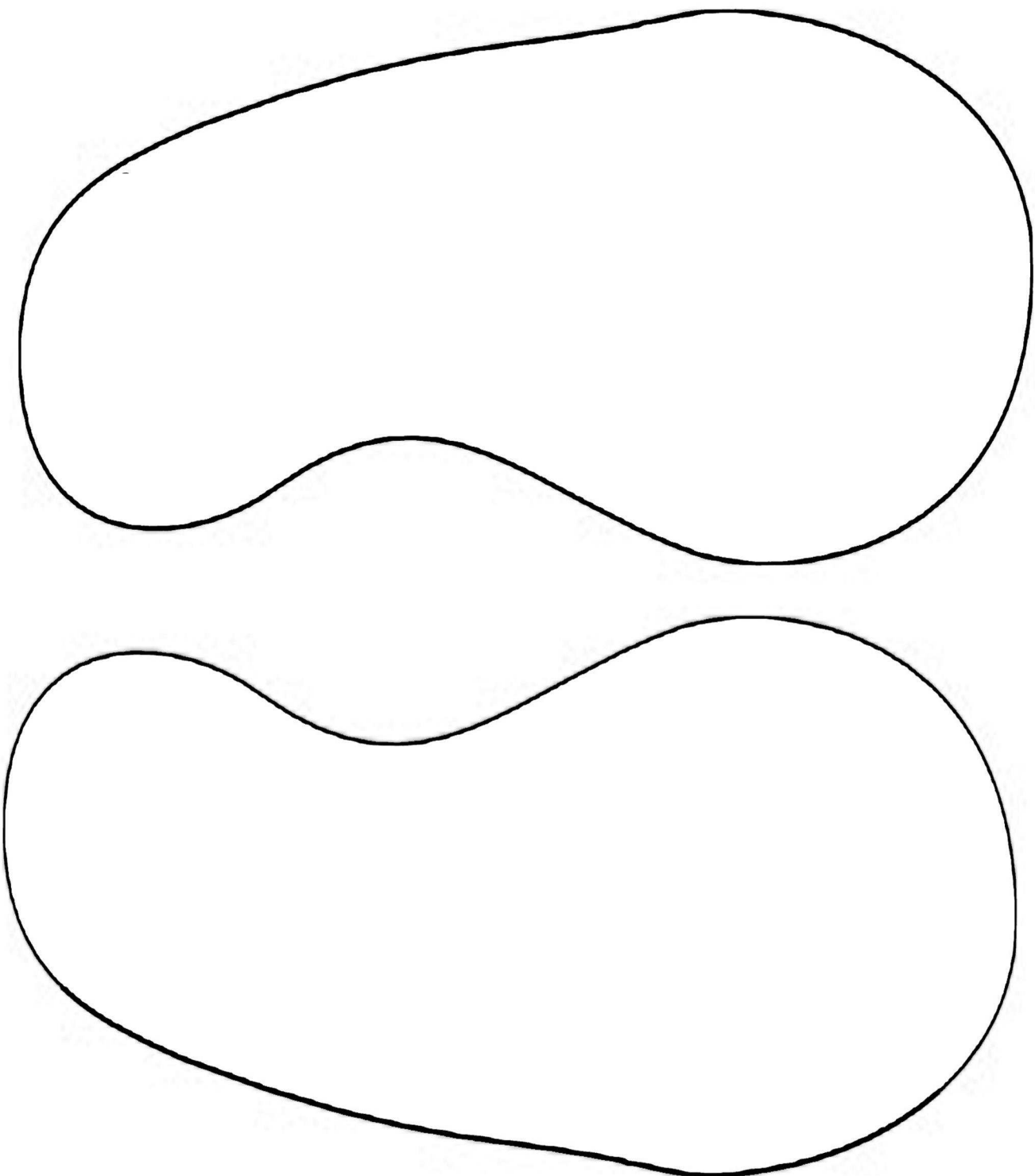
**Be honest with yourself,
others, and
God**

**Keep the sabbath
day holy**

**Serve
Others**


**Pay tithing
willingly**

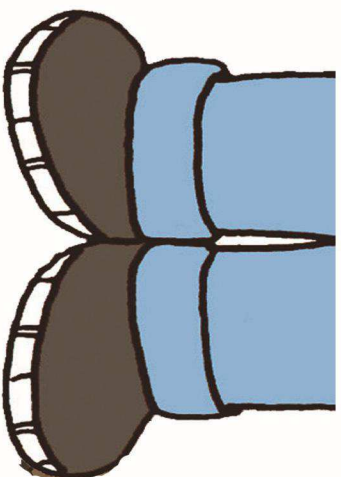
**Attend your
church meetings**



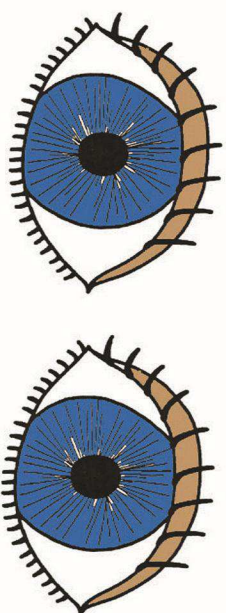
Assembly Directions

- Cut on all dashed lines.
- Fold a crease on all solid lines.
- Fold each side in, forming a cube. Use a glue stick or small amounts of white glue to adhere the insides of the cube together. Be sure that all numbers are on the outside.







Feet



Eyes



Hands



Ears

