


## Sharing Time: November

### Week 4 “We should thank Heavenly Father for all our blessings.”

#### Identify the doctrine:

- Follow the official outline by discussing the importance of thanking people for gifts.
- If your primary knows the song “Children All Over the World” (csb 16) have them sing it.
- Reiterate the song by explaining that children from all over the world thank Heavenly Father for their blessings. Place all the foreign language words on the board. These all mean thank you.



- Take a few minutes and let the children repeat each “Thank you” in that language. Tell them they will need to remember which language it is in.
- Go around the room with a bowl of candy. Offer a piece of candy. Before they can eat it, they must say thank you. Choose a language off the board and tell them to say thank you in that language. Once they get it right they can eat the candy. For junior primary you could teach them the sign for thank you. (Placing your fingertips to your mouth and extending your hand downward.)

#### Encourage Understanding:

Part 1. I have made handouts that go in each sack mentioned in the official outline. Follow the instructions that are listed in the outline.

Part 2:



- Take the 8 pictures and place them on one side of the board. ( I have added a few items that were discussed in previous weeks.) You will need to add your own image of the Savior. On the other side of the board place the 9 word strips that describe how you could thank Heavenly Father for this item.



- Have the children match them up, discussing each item in more detail how we thank Heavenly Father for each item.

Encourage Application: Print and give the handout for them to fill out at home.

Packets on sale this month at [www.hatchpatch.com](http://www.hatchpatch.com)




“The First Thanksgiving” \$2.50

“Miracles of Jesus” \$1.50

“Being Thankful” \$2.50

“My Body is a Temple”:\$2.25

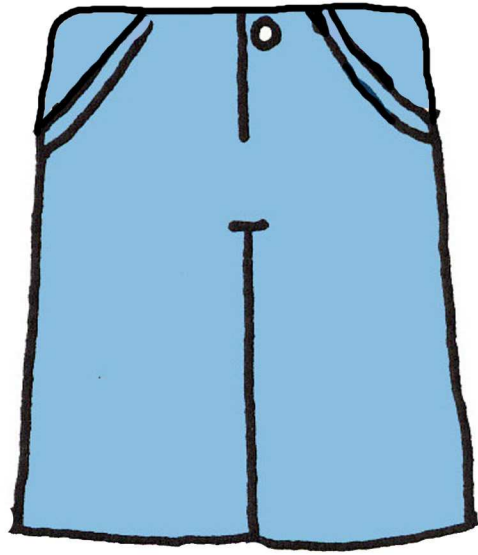





I can show I am thankful  
for our Church building by:

This image shows a blank sheet of white paper with horizontal ruling lines. The lines are evenly spaced and extend across the width of the page. There are no margins, text, or other markings on the paper.





I can show I am thankful  
for my clothing by:

This image shows a blank sheet of white paper with horizontal ruling lines. The lines are evenly spaced and extend across the width of the page. There are no margins, text, or other markings on the paper.









I can show I am thankful  
for my scriptures by:



Place image  
of the  
Savior here.

[illegible]



# Merci

(French)

# Dank u

(Dutch)

# Gracias

(Spanish)



# Grazie

(Italian)

# Obrigado

(Portuguese)



# Kansha shimasu

(Japanese)



## Part 2



(If needed)





# Part 2



(If needed)





## Part 2



(If needed)





# Part 2

(If needed)





I will complete all  
of my homework.

---

I will pick up  
all my candy wrappers  
in the chapel.

---

I will be kind  
to my brothers  
and sisters.



I will wash  
and take care of  
them.

---

I will read and  
pray about them.

---

I will try to  
be like him.



I will help take  
care of our yard.

---

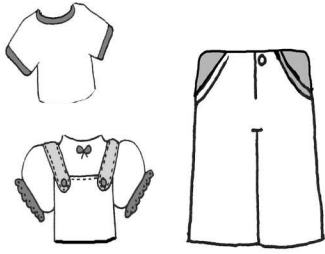
I will sit reverently  
and listen to the  
Sacrament prayers.

---

I will eat healthy  
foods and exercise.




“We should thank Heavenly  
Father for all our blessings”



I can show I am thankful  
for my clothing by:

---

---



I can show I am thankful  
for my scriptures by:


---

---

I can show I am thankful  
for the Savior by:

---

---



I can show I am thankful  
for my family by:

---

---