

Week 3: "When family life is founded on the teachings of Jesus Christ, we can be happy."

Object Lesson Preparation: You will need: a picture of Jesus, a cereal box, a ball and something sturdy to represent a foundation like another box, blocks, a brick etc. Print off the picture of the family in the house and glue it to the front of your cereal box. Cut out the word strip that says Jesus Christ and attach it to the brick/block that represents the foundation.

Teaching: Hold up the picture of the home. Explain what a foundation is and how important it is to keep the structure of the home strong and secure. You might want to sing "The wise man and the Foolish man" just for fun.

Follow the outline by explaining how our families can be happy if we are founded on the teachings of Jesus Christ.

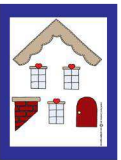
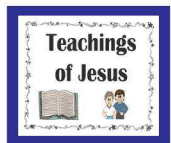


- Call on one child to come forward. Tell them that the ball represents a foundation. See if they can balance their "Family" (cereal box) on top of the ball. They shouldn't be able to do this. Ask if it would be easier if they had a better foundation. Call on a different child to place the family on the strong foundation of Jesus Christ. Continue to discuss this principle.

Encourage understanding and application: Display a picture of Jesus Christ and tape the enclosed sign underneath.

- Print off the graphic with the 3 scripture references. (written on bricks) Print and cut out the sections of the home, windows, door, chimney, etc. Place these in a bowl to use during the activity. Print the outline of the house to be used later.
- Start by taping one of the bricks on the board. Have a child read the scripture reference. Follow the official outline by discussing ways they can follow that teaching of Jesus in their families. Hang up the next brick so it creates a straight foundation to build your home graphic on. Continue the process mentioned above. Follow with the last brick.

Option: Take a few minutes to teach these three principles. We have additional packets that can be used for this. "The Ten Commandments"; "I Can Be a Good Helper" and "Love one Another". This is one of my all-time favorites. It is about a school house of bugs that have to learn to be kind and love one another.

- Once your foundation is laid (do you like my technical jargon...yes, my dad would be proud) explain that now you can build a happy home. Place the house graphic that says: "We will build on the foundation of Christ." on top of the foundation.
- Call on a child to come forward. Have them draw a piece of the house from the bowl. Ask them to give an example of something they can do in their home from the three categories listed on the foundation. Continue until all the pieces have been added to your home.
- Side note: This activity has been taken from our "What is a Family" packet. I have tweaked it to make it easier. The Senior Primary might enjoy playing the game from the actual packet.



Packets available for extra help or Sub packets: "What is a Family", "The Creation", "The Ten commandments", "I can help others", "Love one Another", "Noah's ark" and "I can work hard."

Remember to join our Hatch Patch FACEGROUP page to find out about FREE packet days.
Email jill.revelli@gmail.com with any questions. www.hatchpatch.com



“When family life is founded
on the teachings
of Jesus Christ,
we can be happy.”



Jesus Christ

Cut out the above and attach to a brick/block.
This represents the foundation for the first object lesson.

John
14:15

Follow the
Commandments


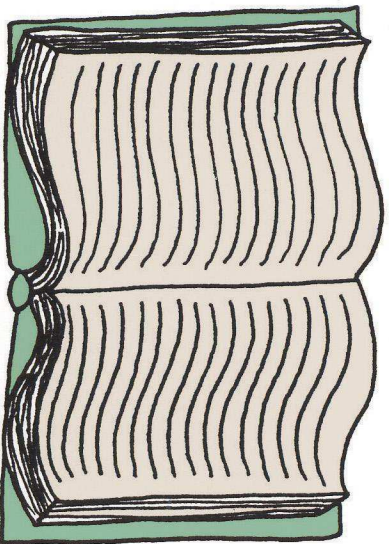
Mosiah
2:17

Help others

John
13:34

Show love
to everyone

Teachings Of Jesus



We will build
on the
foundation
of Christ.

