


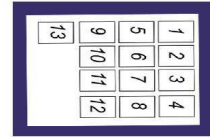


## November Sharing Time 2012

*Week 3: "I can teach my friends about Jesus Christ and his Church"*

**Encourage Understanding:** Tell the story of the boy on the train that is listed in the Sharing Time Outline. Use the graphics. (See attached)



**Encourage Application:** Divide the children into groups. Let them each pick out a number. (See attached) Have each group memorize the Article of Faith that corresponds with the number they drew.



Ideas on how to memorize:

1. Have them create an action that represents each word. It makes a huge difference as they try to memorize. Have them add one word/action and say it again. Then add another word/action etc. until they are all memorized.
2. Have them sit in a circle. Each child is assigned one word going in order around the circle. Have them say it a few times. Then have them all switch places and see if they can still repeat their Article of Faith. Have each child continue to say their assigned word.
3. Have each teacher write down their Article of Faith. Then they all say it together. Take a marker and cross off one word. Have them say it, without the use of the crossed off word. Continue until they can say the entire Article without the words.
4. Use the enclosed word strip. Print off the black and white page for each child to look at. This is a great activity for the junior primary. You can also cut out each individual word/picture from the word strip. Have the children try to place it in order and continue repeating.

Side note: In the month of November 2012 each Article of Faith FHE packet (they each include the word strip, along with all the other pages) will be marked down to only \$1 each in order to help with Sharing Time. These packets are great tools for the entire year.

**Activity:** Follow the directions in the "Sharing Time Outline." When handing out all the numbers at the beginning try to have the children keep their number that they are working on a secret. Print off one set of numbers for each group. Call up a group to share the article they have been working on. Have the rest of the groups race to find which number they are saying and hold up the correct number first.



*Graphics to  
use for boy  
on the train story.*

*Graphics taken from  
"Spencer W. Kimball"  
"Reverence begins with me"  
[www.hatchpatch.com](http://www.hatchpatch.com)*

1

2

3

4

5

6

7

8

9

10


11

12


13




We



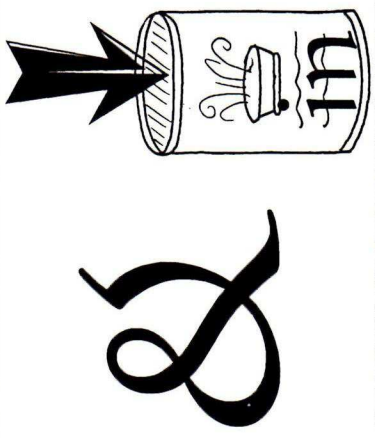
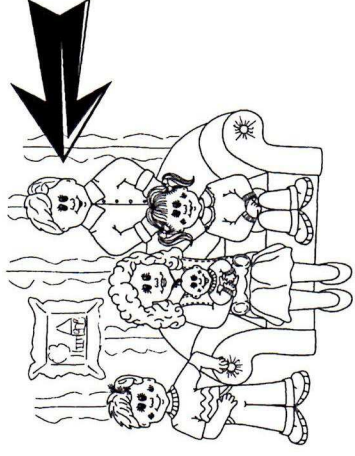

—



God, the




E—




&

His






Jesus Christ,

&





the Holy Ghost.

We




God, the


E—turn



&




His











Jesus Christ,


&




the Holy Ghost.




We  -   God, the






E-   awl   & 


His  Jesus Christ,


&  the Holy Ghost.

[www.hatchpatch.com](http://www.hatchpatch.com)

We  -   God, the

E-   awl   & 

His  Jesus Christ,

&  the Holy Ghost.

[www.hatchpatch.com](http://www.hatchpatch.com)